



## 2016 WESTERN AUSTRALIA RALLY CHAMPIONSHIP

Table of Contents	Page
State Rally Champion Driver (Maurice Perpetual Trophy)	2
State Rally Champion Co-driver (Lynn Matthews Perpetual Trophy)	
Western Australian 2WD Championship Driver (Rod van der Straaten Memorial trophy)	3
Western Australian 2WD Championship Co-driver	
Western Australian 2WD Challenge Driver	4
Western Australian 2WD Challenge Co-Driver	
State Rookie of the Year Driver	5
State Rookie of the Year Co-Driver	
Clubman Cup Championship Driver	6
Clubman Cup Championship Co-Driver	
Clubman Rookie of the Year Driver	7
Clubman Rookie of the Year Co-Driver	
PRC Class Awards - P1 Driver	8
PRC Class Awards - P1 Co-Driver	
PRC Class Awards - P2 Driver	9
PRC Class Awards - P2 Co-Driver	
PRC Class Awards - P3 Driver	10
PRC Class Awards - P3 Co-Driver	
PRC Class Awards - P4 Driver	11
PRC Class Awards - P4 Co-Driver	
PRC Class Awards - P5-P5P Co-Driver	12
PRC Class Awards - P5-P5P Co-Driver	
PRC Class Awards - P6-P6P Driver	13
PRC Class Awards - P6-P6P Co-Driver	
PRC Class Awards - C1 Driver	14
PRC Class Awards - C1 Co-Driver	
PRC Class Awards - G2 Driver	15
PRC Class Awards - G2 Co-Driver	
Historic Rally Car Driver	16
Historic Rally Car CO-Driver	
Relevant CWARCS	17



1710/2016

NETWORK-IT

2016 WA RALLY CHAMPIONSHIP

"OUTRIGHT"

Driver Pointscore



Backup4me

All Events Count

Pos	Name	Round 1 Forest Heat 1	Round 1 Forest Heat 2	Round 2 Karri	Round 3 Boddington	Round 4 Experts	Round 5 Kirup	Round 6 Safari	TOTAL
1	Dylan KING	0	51	80	—	80	80	80	371
2	Doug TOSTEVIN	0	45	52	80	44	68	68	357
3	Michael STEELE	39	39	60	24	40	44	44	290
4	John O'DOWD	0	—	16	68	60	60	32	236
5	Razvan VLAD	18	33	44	—	36	40	40	211
6	Stephen OXLEY	60	0	—	0	—	52	60	172
7	Gregory FLOOD	21	12	—	60	20	32	18	163
8	Shane HARMER	27	21	0	40	24	36	12	160
9	Andy van KANN	13.5	13.5	32	32	16	28	14	149
10	Kody REYNOLDS	24	4.5	40	0	32	10	28	138.5
11	David FARNWORTH	12	15	36	—	28	18	16	125
12	Garry WHITTLE	51	—	68	0	—	—	—	119
13	Graham IDDES	7.5	10.5	18	44	18	—	20	118
14	Mark KELTIE	3	6	24	28	14	20	0	95
15	Brad NOWELL	10.5	0	20	36	12	16	0	94.5
16	Tom WILDE	9	60	—	—	—	—	—	69
17	Brad MARKOVIC	0	—	—	—	68	—	—	68
18	Alexander LORKIEWICZ	33	30	—	—	—	—	—	63
19	Hugh HARMER	6	7.5	28	—	10	—	10	61.5
20	Michael JOSS	30	27	0	—	—	—	—	57
=21	Jason LOWTHER	—	—	—	52	—	—	—	52
=21	John MACARA	—	—	0	0	52	0	DNS	52
=21	Craig PUZEY	—	—	—	—	—	—	52	52
24	Craig WIMBRIDGE	45	0	—	—	—	—	—	45
25	Michael CIVIL	—	—	—	—	—	—	36	36
26	Stephen WADE	1.5	18	—	—	8	—	8	35.5
=27	Andrew MacDONALD	0	24	—	—	—	—	—	24
=27	Ed POWITZER	—	—	—	—	—	24	0	24
=27	Alex WHITE	0	0	—	—	—	—	24	24
=27	Tony FLOOD	15	9	—	—	—	—	—	24
31	Simon GRATTON	—	—	—	—	—	12	6	18
32	Drew NUTTON	—	—	—	—	—	14	—	14
33	Jeff MIZAN	4.5	3	—	—	—	—	—	7.5
34	Danielle TURTON	^	^	^	^	^	^	4	4
35	Rohan KELTIE	—	—	—	—	—	—	2	2
-	Neil TRETHOWEN	^	^	^	^	^	^	—	0
-	John LUDLAM	#	#	—	—	#	—	—	0
-	Mike YOUNG (NZ)	~	~	—	—	—	—	—	0
-	Graeme MILES	0	0	—	—	—	—	—	0
-	Derek REDDIE	0	—	—	—	—	—	—	0
-	Sean KEATING	0	—	—	—	—	—	—	0
-	Edward GRIFFITHS	—	—	—	#	#	—	#	0
-	Mark TRAVERS	—	—	—	0	—	—	—	0
-	Chard MARSHALL	—	—	—	—	—	0	—	0
-									0
-									0
-									0
-									0
-									0
-									0
-									0
-									0
-									0

— Did not enter.

^ Point score excluded from total as per CWARCS D2 iv)

# Point score excluded from total as per CWARCS F2 ii)

~ Point score excluded from total as per CWARCS H5 i) (a)

% Point score excluded, less 50% of event distance completed.

All events to count as per CWARCS H5 i) (b)



1710/2016

NETWORK-IT

2016 WA RALLY CHAMPIONSHIP

"OUTRIGHT"

Co-Driver Pointscore



Backup4me

All Events Count

Pos	Name	Round 1 Forest Heat 1	Round 1 Forest Heat 2	Round 2 Karri	Round 3 Boddington	Round 4 Experts	Round 5 Kirup	Round 6 Safari	TOTAL
1	Abbey HAYES	0	51	80	—	80	80	80	371
2	Tammy ADAMS	0	45	52	80	44	68	68	357
3	Daymon NICOLI	15	30	44	—	36	40	40	205
4	Ben SEARCY	—	—	16	68	60	—	32	176
5	Michael WOOD	51	0	—	0	#	52	60	163
6	Deeann FLOOD	18	10.5	—	60	20	32	18	158.5
7	Nicholas ANYAN	24	18	0	40	24	36	12	154
8	Madelin KIRKHOUSE	12	12	32	32	16	28	14	146
9	Anthony STALTARI	21	3	40	—	32	10	28	134
10	Tracey DEWHURST (VIC)	33	33	—	24	40	—	—	130
11	Stephen VASS	45	—	68	0	—	—	—	113
12	Cameron TUNSTALL	60	39	—	—	—	—	—	99
13	Nick CLEMENTS	7.5	60	—	—	28	—	—	95.5
14	Alexandra MARTIN	10.5	13.5	36	—	—	18	16	94
15	Richard NOWELL	9	0	20	36	12	16	0	93
16	Damon KELTIE	1.5	4.5	24	28	14	20	0	92
17	Chris PARISH	—	—	—	—	—	44	44	88
18	Graham DAY	—	—	—	44	18	—	20	82
19	Glenn MACNEALL	0	—	—	—	68	—	#	68
=20	Alex BUTLER	—	—	60	—	—	—	—	60
=20	Tom WILDE	—	—	—	0	—	60	—	60
22	Mitch GRAY	4.5	6	28	—	10	—	10	58.5
23	Roger McNAUGHTON	30	27	—	0	—	—	—	57
=24	Matthew TEAPE	—	—	—	52	—	—	—	52
=24	Caleb ASH	0	—	—	—	52	—	—	52
=24	Joanne MCILROY	—	—	—	—	—	—	52	52
27	Megan LOGUE	27	24	0	—	—	—	—	51
28	Kirsty MOORE	39	0	—	—	—	—	—	39
29	Jack CIVIL	—	—	—	—	—	—	36	36
30	Kenneth SHEIL	6	9	18	—	—	—	—	33
31	Glenn ALCORN	0	15	—	—	8	—	8	31
=32	Zachary SARATLIJA	—	—	—	—	—	24	0	24
=32	Lisa WHITE	0	0	—	—	—	—	24	24
=34	Caity MacDONALD	0	21	—	—	—	—	—	21
=34	Mandy LISTER	13.5	7.5	—	—	—	—	—	21
36	Richard HARRIS	—	—	—	—	—	12	6	18
37	Tina FRANK	—	—	—	—	—	14	—	14
38	Simon GLOSSOP	3	1.5	—	—	—	0	—	4.5
39	Ashleigh TURTON	—	—	—	—	—	—	4	4
40	Nigella GAYLARD	—	—	—	—	—	—	2	2
-	Danielle TURTON	^	^	^	^	^	^	—	0
-	Neil TRETHOWEN	^	^	^	^	^	^	—	0
-	Justin WILLIS	#	#	—	—	—	—	—	0
-	Kathy MILES	0	0	—	—	—	—	—	0
-	Philip CONNEELY	0	—	—	—	—	—	—	0
-	Warren PHILLIP-CLARKE	0	—	—	—	—	—	—	0
-	Lee TIERNEY	—	—	0	—	—	—	—	0
-	Murray HYNES	—	—	—	#	#	—	#	0
-	Alexandra SLEEP	—	—	—	0	—	—	—	0
-	Tahni MACARA	—	—	—	—	—	0	DNS	0
-									0

— Did not enter.


^ Point score excluded from total as per CWARCS D2 iv)

# Point score excluded from total as per CWARCS F2 ii)

~ Point score excluded from total as per CWARCS H5 i) (a)

% Point score excluded, less 50% of event distance completed.

All events to count as per CWARCS H5 i) (b)



**2016 WA RALLY CHAMPIONSHIP**  
**"2WD CHAMPIONSHIP"**  
*Driver Pointscore*



- Did not enter.
- ^ Point score excluded from total as per CWARCS D2 iv)
- # Point score excluded from total as per CWARCS F2 ii)
- ~ Point score excluded from total as per CWARCS H5 i) (a)
- % Point score excluded, less 50% of event distance completed.

**All events to count as per CWARCS H5 i) (b)**




**2016 WA RALLY CHAMPIONSHIP**  
**"2WD CHAMPIONSHIP"**  
*Co-Driver Pointscore*



- Did not enter.
- ^ Point score excluded from total as per CWARCS D2 iv)
- # Point score excluded from total as per CWARCS F2 ii)
- \* Point score excluded from total as per CWARCS H5 i) (a)
- % Point score excluded, less 50% of event distance completed.

**All events to count as per CWARCS H5 i) (b)**



**2016 WA RALLY CHAMPIONSHIP**  
**"2WD CHALLENGE"**  
*Driver Pointscore*



Backup4me.com.au

### All Events Count

[illegible]

- Did not enter.
- ^ Point score excluded from total as per CWARCS D2 iv)
- # Point score excluded from total as per CWARCS F2 ii)
- ~ Point score excluded from total as per CWARCS H5 i) (a)
- % Point score excluded, less 50% of event distance completed.

**All events to count as per CWARCS H5 i) (b)**



**2016 WA RALLY CHAMPIONSHIP**  
**"2WD CHALLENGE"**  
*Co-Driver Pointscore*



Backup4m.com

15-Nov-16

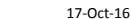
### Co-Driver Pointscore

### All Events Count

[illegible]

- Did not enter.
- ^ Point score excluded from total as per CWARCS D2 iv)
- # Point score excluded from total as per CWARCS F2 ii)
- ~ Point score excluded from total as per CWARCS H5 i) (a)
- % Point score excluded, less 50% of event distance completed.

**All events to count as per CWARCS H5 i) (b)**



**2016 WA RALLY CHAMPIONSHIP**  
**"STATE ROOKIE OF THE YEAR"**  
*Driver Pointscore*



- Did not enter.
- ^ Point score excluded from total as per CWARCS D2 iv)
- # Point score excluded from total as per CWARCS F2 ii)
- ~ Point score excluded from total as per CWARCS H5 i) (a)
- % Point score excluded, less 50% of event distance completed.

**2016 WA RALLY CHAMPIONSHIP**  
**"STATE ROOKIE OF THE YEAR"**  
*Co-Driver Pointscore*



- Did not enter.
- ^ Point score excluded from total as per CWARCS D2 iv)
- # Point score excluded from total as per CWARCS F2 ii)
- \* Point score excluded from total as per CWARCS H5 i) (a)
- % Point score excluded, less 50% of event distance completed.

**All events to count as per CWARCS H5 i) (b)**



NETWORK-IT

2016 WA RALLY CHAMPIONSHIP  
"CLUBMAN CUP"  
Driver Pointscore



15-Nov-16

All Events Count

Pos	Name	Round 1 Forest Heat 1	Round 2 Karri	Round 3 Boddington	Round 4 Experts	Round 5 Kirup	Round 6 Safari	Round 7 Darling 200	TOTAL
1	Dene COURTIS	68	68	68	68	40	52	32	396
2	Carl RATTENBURY	60	60	80	60	44	60	0	364
3	Lance STRINGER	36	52	36	44	52	32	60	312
4	Mitchel CLARKE	0	0	52	80	68	80	0	280
5	Andrew PERCIVAL	52	44	44	36	24	0	68	268
6	Jacob FOSTER	40	32	40	18	32	44	52	258
7	Kiel DOUGLAS	0	80	60	—	80	0	—	220
8	Jon NANNEN	44	24	32	28	36	—	—	164
9	Chris BOWLEY	—	20	24	20	28	40	—	132
10	Jason LOWTHER	80	—	—	—	—	—	40	120
11	Brock NICOLI	0	—	—	32	—	36	36	104
12	Graeme MILES	—	—	—	—	—	68	24	92
13	Rohan KELTIE	28	28	16	—	18	—	—	90
14	Julian WRIGHT	—	0	—	—	—	—	80	80
15	Mark HUITENGA	—	—	—	24	16	—	28	68
16	Stephen MacKINLAY	0	36	28	—	—	—	—	64
17	Alex WHITE	—	—	—	—	60	—	—	60
18	Andrew MacDONALD	—	—	—	52	—	—	—	52
=19	Philip SHAW	—	—	—	—	—	—	44	44
=19	Tim BAYER	24	—	20	0	—	—	—	44
=21	Daniel WEBB	—	40	0	—	—	—	—	40
=21	Stephen VASS	—	—	—	40	0	DNS	0	40
23	Terry HUGHES	—	—	18	—	—	—	20	38
24	Lee MCILROY	—	—	—	16	20	—	—	36
25	Iain LIVINGSTONE	32	—	—	—	—	—	—	32
26	Kevin HOLLINGSWORTH	—	—	14	—	14	—	—	28
=27	Anthony CHUDLEIGH	—	—	12	—	—	—	0	12
=27	Mathew GERDEI	—	—	—	—	12	—	DNS	12
29	Daniel ADAMS	—	—	10	—	—	—	—	10
-	Peter BARNES	0	—	—	—	—	—	—	0
-	Simon GRATTON	0	—	0	—	—	—	—	0
-	Mike YOUNG (NZ)	—	~	—	—	—	—	—	0
-	Mark TRAVERS	—	0	—	—	—	—	—	0
-	Ross BURTON	—	—	—	—	0	—	—	0
-	Justin RICKFEN	—	—	—	—	0	—	—	0
-	Simon LINE	—	—	—	—	DNS	—	DNS	0
-	Benjamin PERARD (BALI)	—	—	—	—	—	~	~	0
-	Adham SIDHOM	—	—	—	—	—	DNS	—	0
-	John LUDLAM	—	—	—	—	—	—	#	0
-									0
-									0
-									0
-									0
-									0
Correction Round 6: 05-Nov-16		Benjamin PERARD deemed ineligible for Clubman points. All affected Round 6 points (in bold) have been reallocated.							

- Did not enter.
- ^ Point score excluded from total as per CWARCS D2 iv)
- # Point score excluded from total as per CWARCS F2 ii)
- ~ Point score excluded from total as per CWARCS H5 i) (a)
- % Point score excluded, less 50% of event distance completed.

All events to count as per CWARCS H5 i) (b)



NETWORK-IT

2016 WA RALLY CHAMPIONSHIP  
"CLUBMAN CUP"  
Co-Driver Pointscore




15-Nov-16

All Events Count

Pos	Name	Round 1 Forest Heat 1	Round 2 Karri	Round 3 Boddington	Round 4 Experts	Round 5 Kirup	Round 6 Safari	Round 7 Darling 200	TOTAL
1	Tracey RATTENBURY	60	52	80	60	44	60	0	356
2	Robert KING	68	—	68	68	40	52	28	324
3	Jace van SAARLOOS	36	44	36	44	52	28	60	300
4	Stuart CLARKE	0	0	52	80	68	80	0	280
5	Archa OXLEY	40	28	40	18	32	44	52	254
6	Jim PEARCE	—	40	44	36	24	0	68	212
7	Ashley BURTON	0	68	60	—	80	0	0	208
8	Robert HOLMES	44	20	32	28	36	—	—	160
9	Daniel ADAMS	—	60	—	32	DNS	36	DNS	128
10	Paul LOWTHER	80	—	—	—	—	—	36	116
11	Lachlan BERESFORD	0	32	28	—	—	—	32	92
=12	Kathy MILES	—	—	—	—	—	68	20	88
=12	Nigella GAYLARD	28	24	18	—	18	—	—	88
=14	Peter BARNES	—	80	—	—	0	—	—	80
=14	Ian De BOER	—	—	—	—	—	—	80	80
16	Paul HELM	—	—	—	—	—	32	44	76
17	Jonathan MORLAND-BARRETT	—	—	—	24	16	—	24	64
18	Beth BOWLEY	—	18	24	20	—	—	—	62
19	Lisa WHITE	—	—	—	—	60	—	—	60
=20	Stuart PERCIVAL	52	—	—	—	—	—	—	52
=20	Caity MacDONALD	—	—	—	52	—	—	—	52
22	Bernadette BAYER	24	—	20	0	—	—	—	44
=23	Ryan DOE	—	0	—	40	0	DNS	—	40
=23	Garth MCGUIRE	—	—	—	—	—	40	—	40
=23	Wayne SHAW	—	—	—	—	—	—	40	40
=26	Tom WILDE	—	36	—	—	—	—	—	36
=26	Nigel JONES	—	—	—	16	20	—	—	36
28	Mark HEALY	32	—	—	—	—	—	—	32
29	Glenn ALCORN	—	—	0	—	28	—	—	28
30	Felly KUSUMA	—	—	16	—	—	—	—	16
=31	Kat HEIJSTRATEN-BARRETT	—	—	14	—	—	—	—	14
=31	John MEZBOURIAN	—	—	—	—	14	—	—	14
=33	Nathan PEARCE	—	—	12	—	—	—	—	12
=33	Jenny GERDEI	—	—	—	—	12	—	DNS	12
-	Stuart CLARKE	0	0	—	—	—	—	—	0
-	Justin RICKFEN	0	—	—	—	—	—	—	0
-	Tim JACKSON	0	—	0	—	—	—	—	0
-	Leigh HYNES	0	—	—	—	—	—	—	0
-	Alexandra SLEEP	—	0	—	—	—	—	—	0
-	Roger PEDERSEN (NSW)	—	—	~	—	—	—	~	0
-	Tom RIDDEN	—	—	—	—	0	—	#	0
-	Nick CLEMENTS	—	—	—	—	—	DNS	—	0
-	Amanda KARHU	—	—	—	—	—	—	0	0
Correction Round 3: 05-Nov-16		Rodger PEDERSEN deemed ineligible for Clubman points. All affected Round 3 points (in bold) have been reallocated.							

- Did not enter.
- ^ Point score excluded from total as per CWARCS D2 iv)
- # Point score excluded from total as per CWARCS F2 ii)
- ~ Point score excluded from total as per CWARCS H5 i) (a)
- % Point score excluded, less 50% of event distance completed.

All events to count as per CWARCS H5 i) (b)



**2016 WA RALLY CHAMPIONSHIP**  
**"CLUBMAN CUP ROOKIE OF THE YEAR"**  
*Driver Pointscore*



- Did not enter.
- ^ Point score excluded from total as per CWARCS D2 iv)
- # Point score excluded from total as per CWARCS F2 ii)
- ~ Point score excluded from total as per CWARCS H5 i) (a)
- % Point score excluded, less 50% of event distance completed.

Page 7 of 17




**2016 WA RALLY CHAMPIONSHIP**  
**"CLUBMAN CUP ROOKIE OF THE YEAR"**  
*Co-Driver Pointscore*



- Did not enter.
- ^ Point score excluded from total as per CWARCS D2 iv)
- # Point score excluded from total as per CWARCS F2 ii)
- ~ Point score excluded from total as per CWARCS H5 i) (a)
- % Point score excluded, less 50% of event distance completed.

15/11/2016 11:11 AM



**2016 WA RALLY CHAMPIONSHIP**  
**"PRC Class Awards - P1"**  
**Driver Pointscore**



- Did not enter.
- ^ Point score excluded from total as per CWARCS D2 iv)
- # Point score excluded from total as per CWARCS F2 ii)
- ~ Point score excluded from total as per CWARCS H5 i) (a)
- % Point score excluded, less 50% of event distance completed.


**2016 WA RALLY CHAMPIONSHIP**  
**"PRC Class Awards - P1"**  
**Co-Driver Pointscore**



- Did not enter.
- ^ Point score excluded from total as per CWARCS D2 iv)
- # Point score excluded from total as per CWARCS F2 ii)
- ~ Point score excluded from total as per CWARCS H5 i) (a)
- % Point score excluded, less 50% of event distance completed.

**All events to count as per CWARCS H5 i) (b)**





**2016 WA RALLY CHAMPIONSHIP**  
**"PRC Class Awards - P2"**  
**Driver Pointscore**



Backup4me.com.au

### All Events Count

[illegible]

- Did not enter.
- ^ Point score excluded from total as per CWARCS D2 iv)
- # Point score excluded from total as per CWARCS F2 ii)
- ~ Point score excluded from total as per CWARCS H5 i) a)
- % Point score excluded, less 50% of event distance completed.

**All events to count as per CWARCS H5 i) (b)**



**2016 WA RALLY CHAMPIONSHIP**  
**"PRC Class Awards - P2"**  
**Co-Driver Pointscore**



Backup4m


15-Nov-16

### All Events Count

[illegible]

- Did not enter.
- ^ Point score excluded from total as per CWARCS D2 iv)
- # Point score excluded from total as per CWARCS F2 ii)
- ~ Point score excluded from total as per CWARCS H5 i) (a)
- % Point score excluded, less 50% of event distance completed.

**All events to count as per CWARCS H5 i) (b)**



**2016 WA RALLY CHAMPIONSHIP**  
**"PRC Class Awards - P3"**  
**Driver Pointscore**

[illegible]

- Did not enter.
- ^ Point score excluded from total as per CWARCS D2 iv)
- # Point score excluded from total as per CWARCS F2 ii)
- ~ Point score excluded from total as per CWARCS H5 i) (a)
- % Point score excluded, less 50% of event distance completed.

**All events to count as per CWARCS H5 i) (b)**




**2016 WA RALLY CHAMPIONSHIP**  
**"PRC Class Awards - P3"**  
**Co-Driver Pointscore**

[illegible]

- Did not enter.
- ^ Point score excluded from total as per CWARCS D2 iv)
- # Point score excluded from total as per CWARCS F2 ii)
- ~ Point score excluded from total as per CWARCS H5 i) (a)
- % Point score excluded, less 50% of event distance completed.

**All events to count as per CWARCS H5 i) (b)**



**2016 WA RALLY CHAMPIONSHIP**  
**"PRC Class Awards - P4"**  
**Driver Pointscore**



### All Events Count

[illegible]

- Did not enter.
- ^ Point score excluded from total as per CWARCS D2 iv)
- # Point score excluded from total as per CWARCS F2 ii)
- ~ Point score excluded from total as per CWARCS H5 i) (a)
- % Point score excluded, less 50% of event distance completed.

**All events to count as per CWARCS H5 i) (b)**



**2016 WA RALLY CHAMPIONSHIP**  
**"PRC Class Awards - P4"**  
**Co-Driver Pointscore**



15-Nov-16

### Co-Driver Pointscore

### All Events Count

[illegible]

- Did not enter.
- ^ Point score excluded from total as per CWARCS D2 iv)
- # Point score excluded from total as per CWARCS F2 ii)
- ~ Point score excluded from total as per CWARCS H5 i) (a)
- % Point score excluded, less 50% of event distance completed.

**All events to count as per CWARCS H5 i) (b)**



**NETWORK-IT**

## 2016 WA RALLY CHAMPIONSHIP

***"PRC Class Awards - P5/P5P"***

### Driver Pointscore

17-Oct-16



**NETWORK-IT**

## 2016 WA RALLY CHAMPIONSHIP

**"PRC Class Awards - P5/P5P"**

### Co-Driver Pointscore

17-Oct-16

[illegible]

- Did not enter.

^ Point score excluded from total as per CWARCS D2 iv)

# Point score excluded from total as per CWARCS F2 ii)

~ Point score excluded from total as per CWARCS H5 i) (a)

% Point score excluded, less 50% of event distance completed.

**All events to count as per CWARCS H5 i) (b)**

[illegible]

- Did not enter.

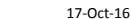
^ Point score excluded from total as per CWARCS D2 iv)

# Point score excluded from total as per CWARCS F2 ii)

~ Point score excluded from total as per CWARCS H5 i) (a)

% Point score excluded, less 50% of event distance completed.

**All events to count as per CWARCS H5 i) (b)**



**2016 WA RALLY CHAMPIONSHIP**  
**"PRC Class Awards - P6/P6P"**  
**Driver Pointscore**




- Did not enter.
- ^ Point score excluded from total as per CWARCS D2 iv)
- # Point score excluded from total as per CWARCS F2 ii)
- ~ Point score excluded from total as per CWARCS H5 i) (a)
- % Point score excluded, less 50% of event distance completed.

**2016 WA RALLY CHAMPIONSHIP**  
**"PRC Class Awards - P6/P6P"**  
**Co-Driver Pointscore**



- Did not enter.
- ^ Point score excluded from total as per CWARCS D2 iv)
- # Point score excluded from total as per CWARCS F2 ii)
- ~ Point score excluded from total as per CWARCS H5 i) (a)
- % Point score excluded, less 50% of event distance completed.

**All events to count as per CWARCS H5 i) (b)**



**2016 WA RALLY CHAMPIONSHIP**  
**"Classic Rally Car - C1"**  
**Driver Pointscore**



### All Events Count

[illegible]

- Did not enter.
- ^ Point score excluded from total as per CWARCS D2 iv)
- # Point score excluded from total as per CWARCS F2 ii)
- ~ Point score excluded from total as per CWARCS H5 i) (a)
- % Point score excluded, less 50% of event distance completed.

**All events to count as per CWARCS H5 i) (b)**



**2016 WA RALLY CHAMPIONSHIP**  
**"Classic Rally Car - C1"**  
**Co-Driver Pointscore**




15-Nov-16

### All Events Count

[illegible]

- Did not enter.
- ^ Point score excluded from total as per CWARCS D2 iv)
- # Point score excluded from total as per CWARCS F2 ii)
- ~ Point score excluded from total as per CWARCS H5 i) (a)
- % Point score excluded, less 50% of event distance completed.

**All events to count as per CWARCS H5 i) (b)**



**2016 WA RALLY CHAMPIONSHIP**  
**"Group G Class Awards - G2"**  
**Driver Pointscore**



- Did not enter.
- ^ Point score excluded from total as per CWARCS D2 iv)
- # Point score excluded from total as per CWARCS F2 ii)
- ~ Point score excluded from total as per CWARCS H5 i) (a)
- % Point score excluded, less 50% of event distance completed.




**2016 WA RALLY CHAMPIONSHIP**  
**"Group G Class Awards - G2"**  
**Co-Driver Pointscore**



- Did not enter.
- ^ Point score excluded from total as per CWARCS D2 iv)
- # Point score excluded from total as per CWARCS F2 ii)
- ~ Point score excluded from total as per CWARCS H5 i) (a)
- % Point score excluded, less 50% of event distance completed.

**All events to count as per CWARCS H5 i) (b)**



**2016 WA RALLY CHAMPIONSHIP**  
**"Historic Rally Car"**  
**Driver Pointscore**



Backup4me

### All Events Count

[illegible]

- Did not enter.
- ^ Point score excluded from total as per CWARCS D2 iv)
- # Point score excluded from total as per CWARCS F2 ii)
- ~ Point score excluded from total as per CWARCS H5 i) a)
- % Point score excluded, less 50% of event distance completed.

**All events to count as per CWARCS H5 i) (b)**



**2016 WA RALLY CHAMPIONSHIP**  
**"Historic Rally Car"**  
**Co-Driver Pointscore**



Backup 4m

15-Nov-16

### Co-Driver Pointscore

All Events Count

[illegible]

- Did not enter.
- ^ Point score excluded from total as per CWARCS D2 iv)
- # Point score excluded from total as per CWARCS F2 ii)
- ~ Point score excluded from total as per CWARCS H5 i) (a)
- % Point score excluded, less 50% of event distance completed.

**All events to count as per CWARCS H5 i) (b)**



## CWARCS

### Point score exclusions

^ Point score excluded from total as per **CWARCS D2 iv)**

**D2** To score Points in a series

**iv)** The driver and co-driver do not alternate duties during the event.

# Point score excluded from total as per **CWARCS F2 ii)**

**F2** Vehicle Eligibility

**ii)** Vehicles which do not meet the eligibility requirements of F2 (i) may be allowed to compete but will not be eligible for any awards, trophies or series points.

~ Point score excluded from total as per **CWARCS H5 i) (a)**

**H5** Series Points

**i) (a)** Crew members that are not eligible (including non-residents) will be ignored for the purposes of allocating points.

% Point score excluded from total as per **NRC Art 6.10 (c)**

**6.10**

### Events not Running Full Distance

**G11** Events not Running Full Distance

Should one of the rallies counting towards any of the Championships or series not be able to run in its entirety for any reason, the points shall be awarded on the basis of the established classification: full points if more than 50% of the scheduled length of special stages has been run, half points being awarded if between 25% and 50% of the length of special stages has been run. No points will be awarded if less than 25% of the scheduled length of special stages has actually been run. In the case of events with heats the above requirements will apply to the length of special stages in each Heat.

### Tie resolution

**H5** Series Points

**V)** In the event of a tie at the end of the season, determination will be according to CAMS Manual of Motor Sport, General Regulations of CAMS, General Conditions for All Titles, Article 4. Ties:

**2015 CAMS Manual of Motor Sport  
GENERAL CONDITIONS FOR ALL TITLES (01/01/2015)**

**4.** TIES

Unless determined otherwise in the Sporting Regulations for a title, if two or more competitors score equal points, the positions shall be determined by the greater number of higher placings. If this mechanism does not determine the result, a tie shall be declared.